

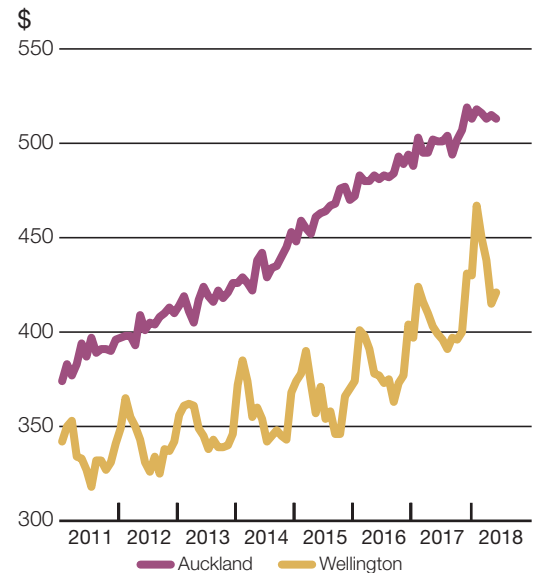
# HOUSING

**44%**

Increase in residential value

Average indicative residential value for 2014 to 2017<sup>8</sup>

Mean rent\*



\*Based on bonds lodged monthly with Tenancy Services. Local Board data not available.<sup>9</sup>

**72**

households with severe or serious housing needs

**53**

of them at immediate risk (March, 2018)<sup>10</sup>

How have high and rising accommodation costs affected education in your area?

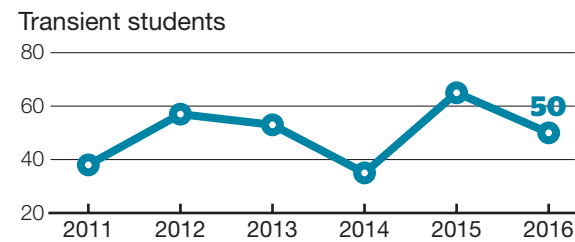
Auckland struggles to recruit teachers due to higher living and housing costs<sup>13</sup>

**1 in 5**

schools in Auckland opened the year without a full teaching staff<sup>12</sup>

Overcrowding and rising rents contribute to multiple moves by families in search of affordable homes<sup>11</sup>

Waitākere Ranges students who transferred school twice or more between March and November<sup>3</sup>



# SKILLS AND WORK

Top 5 qualifications in demand in Waitākere Ranges by employers (2017)<sup>6</sup>

- 1 Education: **Degree (L7+)**
- 2 Management and Commerce: **Cert (L1-3)**
- 3 Architecture and Building: **Cert (L4)**
- 4 Engineering and Related Tech: **Cert (L1-3)**
- 5 Engineering and Related Tech: **Cert (L4)**

**4.6%**

of the labour force unemployed in Auckland\* (December, 2017)<sup>7</sup>

Waitākere Ranges youths not in employment, education or training (September, 2017)<sup>7</sup>

**1,100**  
number

**14%**  
rate

**4.4%**

of Auckland's NEETs live in Waitākere Ranges (September, 2017)<sup>7</sup>

## References

- 1 Statistics New Zealand.
- 2 2013 Census. Statistics New Zealand.
- 3 Education Counts. Ministry of Education.
- 4 Early Childhood Teachers' Work in Education and Care Centres: Profiles, patterns and purposes (2012). NZ Childcare Association. Wellington, New Zealand.
- 5 Norton, P., Sanderson, K., Booth, T., & Stroombergen, A. (2000). A literature review of the effect of school resourcing on educational outcomes. Report to the Ministry of Education. Wellington, Ministry of Education.
- 6 Waitākere Ranges Economic Profile. Auckland Council (2017).
- 7 Data from Household Labour Force Survey (2017-2018), obtained via personal correspondence from RIMU, Auckland Council.
- 8 General property revaluation. Auckland Council (2017).
- 9 Mean rent gathered from bonds lodged with Tenancy Services. Ministry of Business, Innovation & Employment (June, 2018).
- 10 Housing Register. (March, 2018)
- 11 Schools lose half their students as poverty forces families to move (29 May 2016). Stuff.
- 12 Education crisis: School's in, but where are teachers? 1 in 5 Auckland schools short of staff (Jan 27 2018). New Zealand Herald.
- 13 Auckland faces a shortage of teachers, nurses and police officers (20 July 2016). New Zealand Herald.



# WAITĀKERE RANGES

A SNAPSHOT OF EDUCATION, LEARNING AND SKILLS 2018

## OUR PEOPLE<sup>1</sup>

**54,200**

estimated residents (2017)

**810**

**(1.5%)**

increase since 2016

How can our local board better support and develop our people?

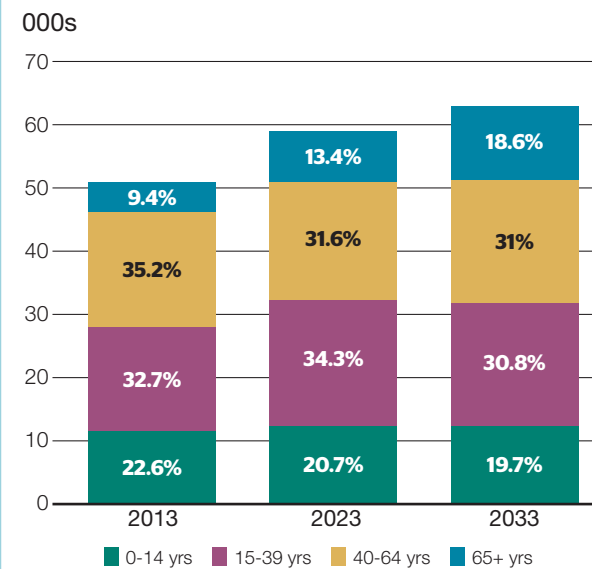
**3.3%**

of the estimated Auckland population (2017)

**36.4 yrs**

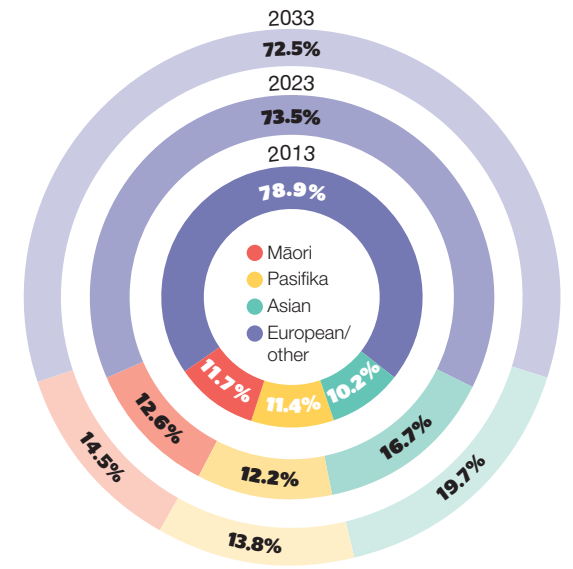
median age of the population (2017)  
(Auckland: 33.9 yrs)

Waitākere Ranges' growing population\*

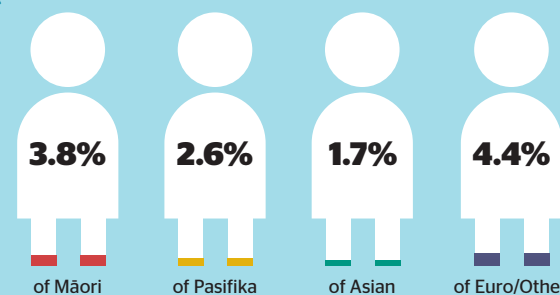


\*Medium projections (2017)

Waitākere Ranges' diverse population\*



SHARE OF AUCKLAND'S ETHNIC POPULATION IN 2033



LIVING IN WAITĀKERE RANGES

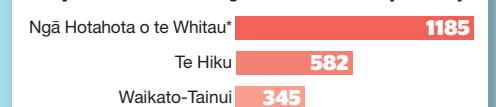
## IWI AFFILIATION

Approximately



1 in 10 people affiliated with at least one iwi (2013)<sup>2</sup>

Top three iwi by affiliation (2013)<sup>2</sup>



\* Did not know or specify an iwi

\* Local Board data suppressed due to base numbers being too small (eg NEET below 1,000).

[www.cometauckland.org.nz](http://www.cometauckland.org.nz)

# EARLY LEARNING

**3,840**

estimated children aged 0-4 (2017)<sup>1</sup>  
(Auckland: 110,770)

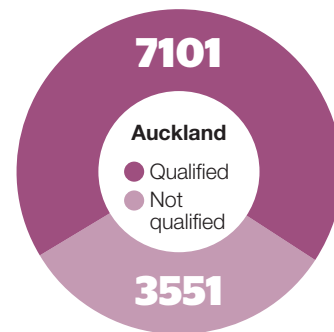
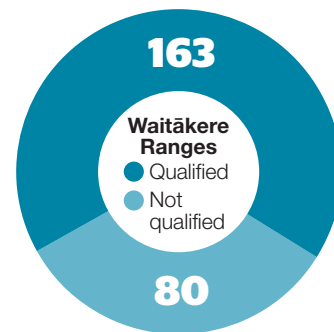
**1,865**

children aged 0-4 enrolled in ECE services (2017)<sup>3</sup>  
(Auckland: 68,177)

## Number of ECE Services (2017)<sup>3</sup>

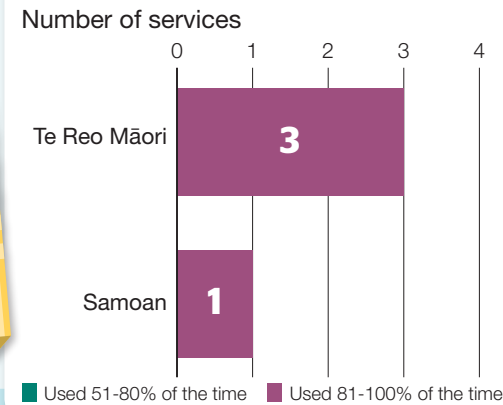
Education & Care	24
Kindergarten	6
Home-based	1
Playcentre	5
Kōhanga Reo	3

## ECE Teaching Staff (2017)<sup>3</sup>



ECE centres with 100% qualified staff ask more open-ended questions and pose more challenges that lead children to use complex thinking<sup>4</sup>

## Number of bilingual and immersion ECE services other than English (2017)<sup>3</sup>



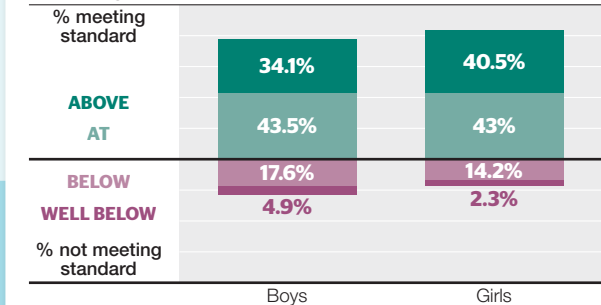
# IN SCHOOL

**6,330**

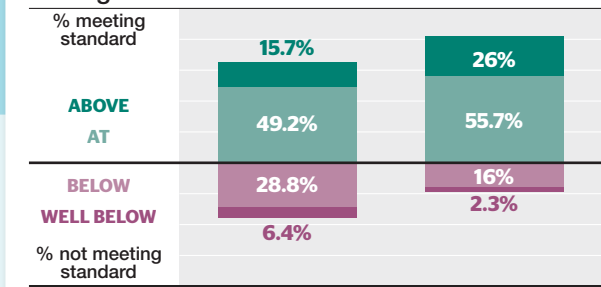
primary and intermediate school students (2017)<sup>3</sup>

## National Standard achievement across all primary schooling years (2016)<sup>3</sup>

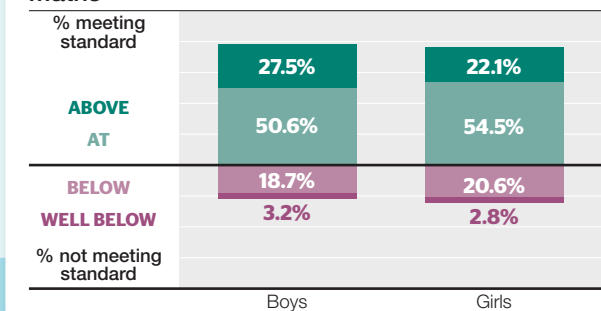
### Reading



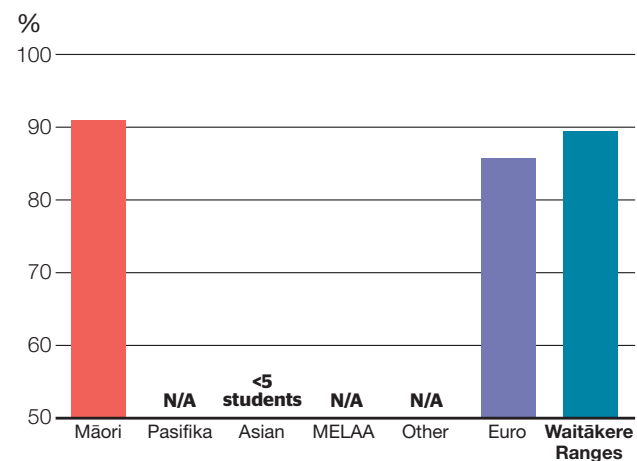
### Writing



### Maths



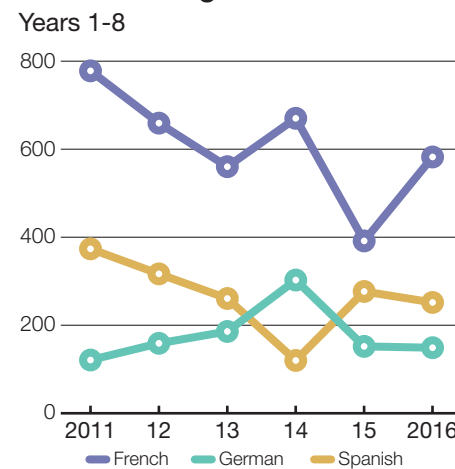
## Students who remained in school until age 17 (2016)<sup>3</sup>



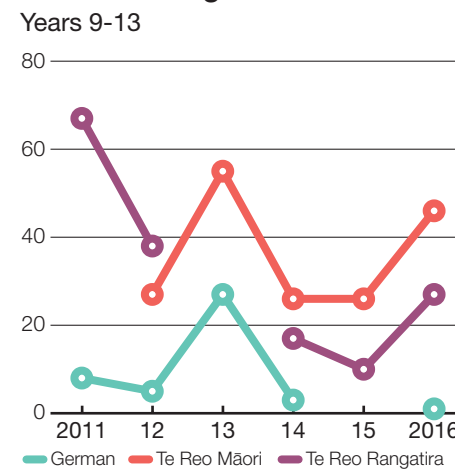
**127**  
secondary students (2017)<sup>3</sup>

Each additional year of schooling contributes to an increase of 5-10% in income<sup>5</sup>

## Primary students learning languages\* other than Te Reo Māori and English<sup>3</sup>



## Secondary students learning languages other than English<sup>3</sup>



\*Pasifika languages exclude students in Pasifika medium education

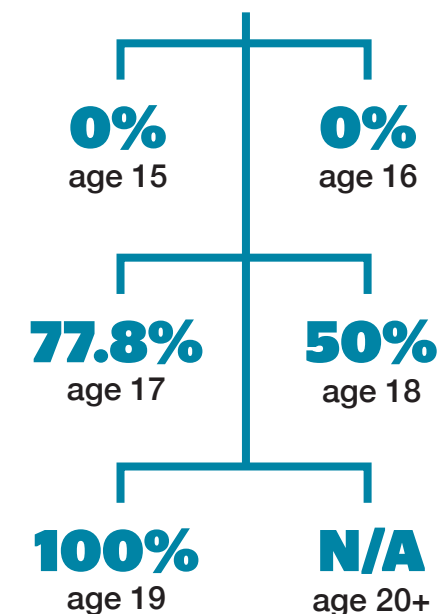
What would it take to maintain the different spoken languages amongst our youngest residents?

**186**  
students learning in Te Reo more than 50% of the time (2017)<sup>3</sup>

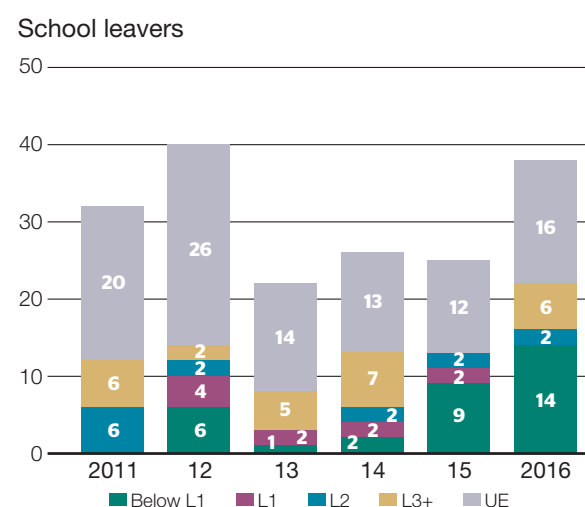
**1,120 (86%)**

Māori students received little to no Te Reo (2017)<sup>3</sup>

## School leavers with minimum NCEA Level 2 or above (2016)<sup>3</sup>



## School leavers by highest qualifications<sup>3</sup>



**36.8%**

school leavers with little or no formal attainment (2016)<sup>3</sup>

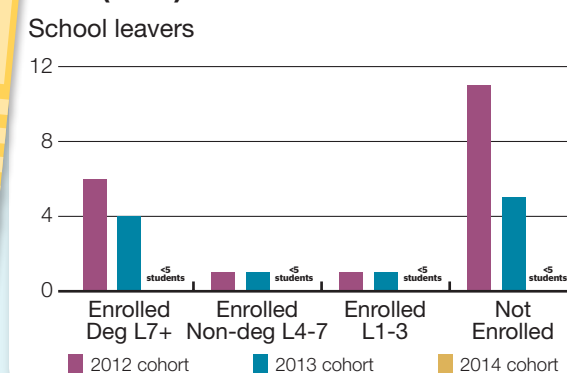
**42.1%**

school leavers with UE, DOWN from 62.5% in 2011 (2016)<sup>3</sup>

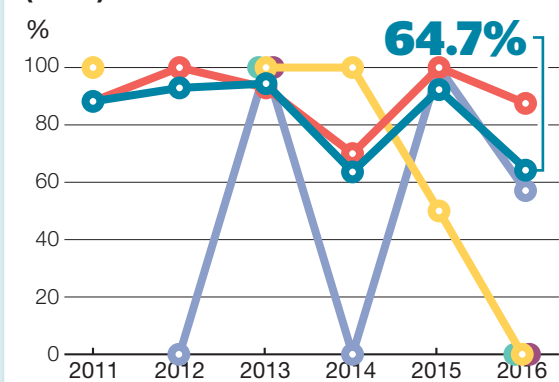
# TRANSITIONS

An upper secondary school qualification is linked to labour force status and incomes<sup>3</sup>

## School leavers two years after leaving school, by cohort and qualification level (2016)<sup>3</sup>



## 18-year-olds\* with minimum Level 2 NCEA qualifications or equivalent (2016)<sup>3</sup>



\*Excludes International students and students who left school before age 15