

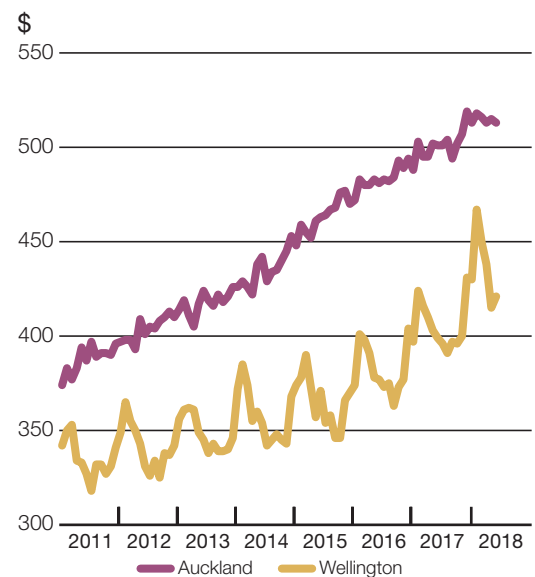
HOUSING

42%

Increase in residential value

Average indicative residential value for 2014 to 2017⁸

Mean rent*



*Based on bonds lodged monthly with Tenancy Services. Local Board data not available.⁹

187

households with severe or serious housing needs

145

of them at immediate risk (March, 2018)¹⁰

How have high and rising accommodation costs affected education in your area?

Auckland struggles to recruit teachers due to higher living and housing costs¹³

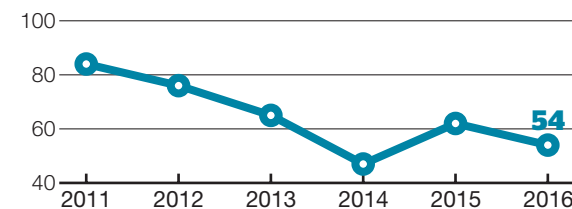
1 in 5

schools in Auckland opened the year without a full teaching staff¹²

Overcrowding and rising rents contribute to multiple moves by families in search of affordable homes¹¹

Albert-Eden students who transferred school twice or more between March and November³

Transient students



SKILLS AND WORK

Top 5 qualifications in demand in Albert-Eden by employers (2017)⁶

- 1 Management and Commerce: **Cert (L1-3)**
- 2 Management and Commerce: **Degree (L7+)**
- 3 Health: **Degree (L7+)**
- 4 Society and Culture: **Degree (L7+)**
- 5 Education: **Degree (L7+)**

2.2 to 4.4%

of the labour force unemployed in Albert-Eden (December, 2017)⁷ (Auckland: 4.6%)

* Local Board data suppressed due to base numbers being too small (eg NEET below 1,000).

Auckland* youths not in employment, education or training (September, 2017)⁷

25,100 **9.9%**
number rate

34.5%

of New Zealand's NEETs live in Auckland* (September, 2017)⁷

References

- 1 Statistics New Zealand.
- 2 2013 Census. Statistics New Zealand.
- 3 Education Counts. Ministry of Education.
- 4 Early Childhood Teachers' Work in Education and Care Centres: Profiles, patterns and purposes (2012). NZ Childcare Association. Wellington, New Zealand.
- 5 Norton, P., Sanderson, K., Booth, T., & Stroombergen, A. (2000). A literature review of the effect of school resourcing on educational outcomes. Report to the Ministry of Education. Wellington, Ministry of Education.
- 6 Albert-Eden Economic Profile. Auckland Council (2017).
- 7 Data from Household Labour Force Survey (2017-2018), obtained via personal correspondence from RIMU, Auckland Council.
- 8 General property revaluation. Auckland Council (2017).
- 9 Mean rent gathered from bonds lodged with Tenancy Services. Ministry of Business, Innovation & Employment (June, 2018).
- 10 Housing Register. (March, 2018)
- 11 Schools lose half their students as poverty forces families to move (29 May 2016). Stuff.
- 12 Education crisis: School's in, but where are teachers? 1 in 5 Auckland schools short of staff (Jan 27 2018). New Zealand Herald.
- 13 Auckland faces a shortage of teachers, nurses and police officers (20 July 2016). New Zealand Herald.



ALBERT-EDEN

A SNAPSHOT OF EDUCATION, LEARNING AND SKILLS 2018

OUR PEOPLE¹

109,200

estimated residents (2017)

2,570

(2.4%)

increase since 2016

How can our local board better support and develop our people?

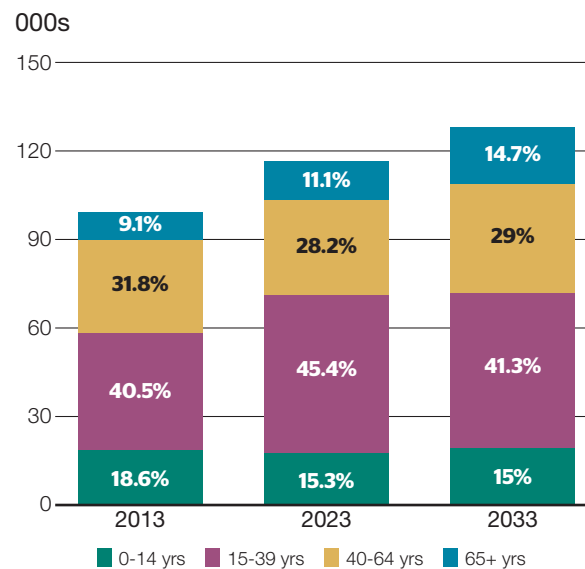
6.6%

of the estimated Auckland population (2017)

33.2 yrs

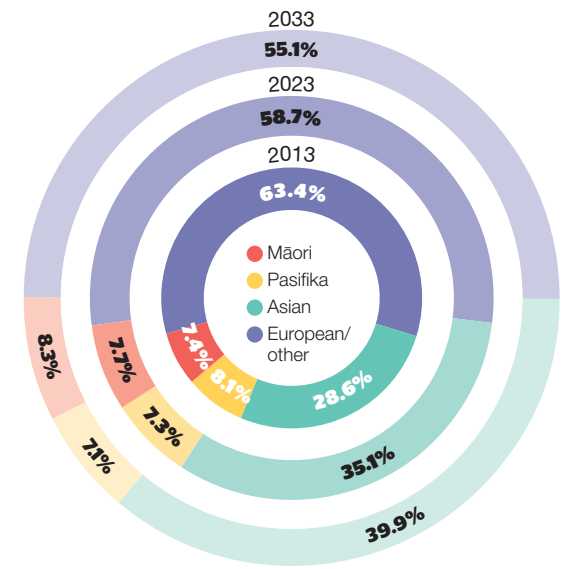
median age of the population (2017) (Auckland: 33.9 yrs)

Albert-Eden's growing population*

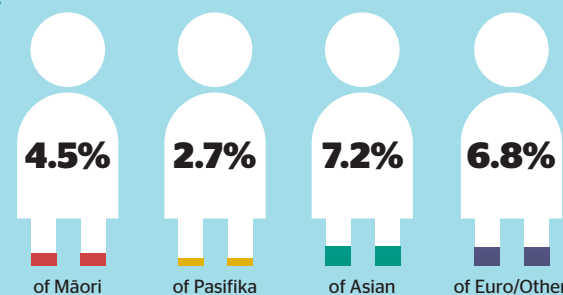


*Medium projections (2017)

Albert-Eden's diverse population*



SHARE OF AUCKLAND'S ETHNIC POPULATION IN 2033



LIVING IN ALBERT-EDEN

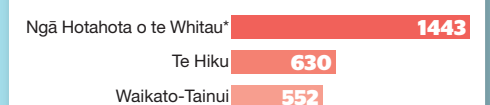
IWI AFFILIATION

Approximately



1 in 15 people affiliated with at least one iwi (2013)²

Top three iwi by affiliation (2013)²



* Did not know or specify an iwi

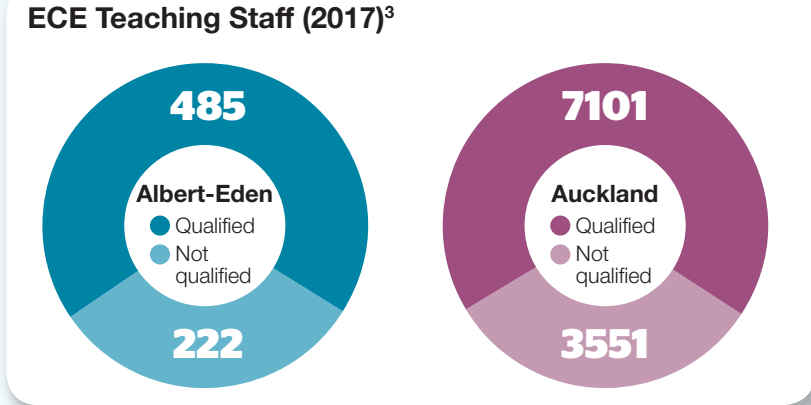

www.cometauckland.org.nz



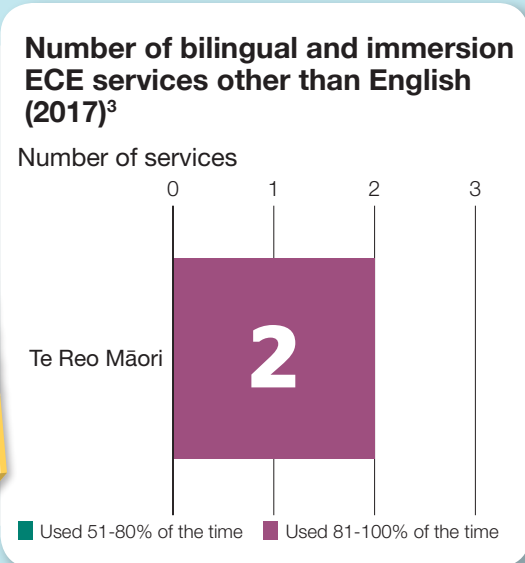
EARLY LEARNING

5,570
estimated children aged
0-4 (2017)¹
(Auckland: 110,770)

4,436
children aged 0-4 enrolled
in ECE services (2017)³
(Auckland: 68,177)



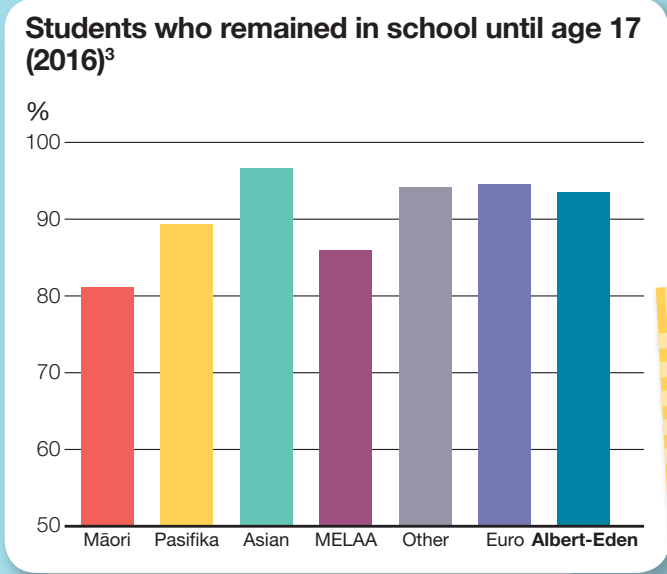
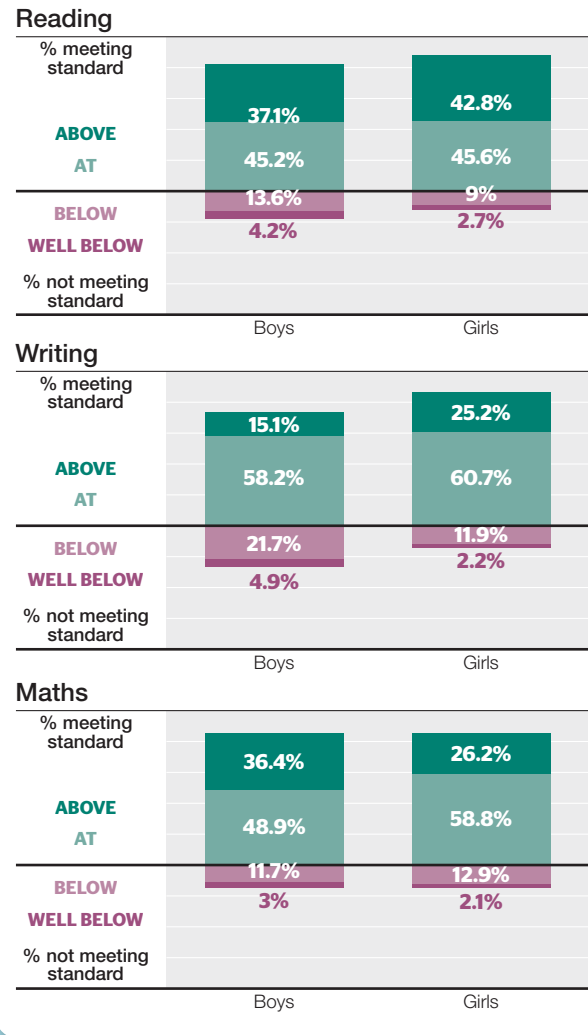
ECE centres with 100% qualified staff ask more open-ended questions and pose more challenges that lead children to use complex thinking⁴



IN SCHOOL

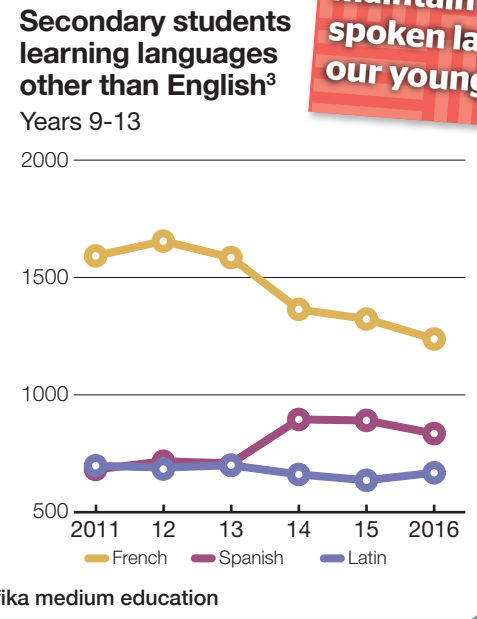
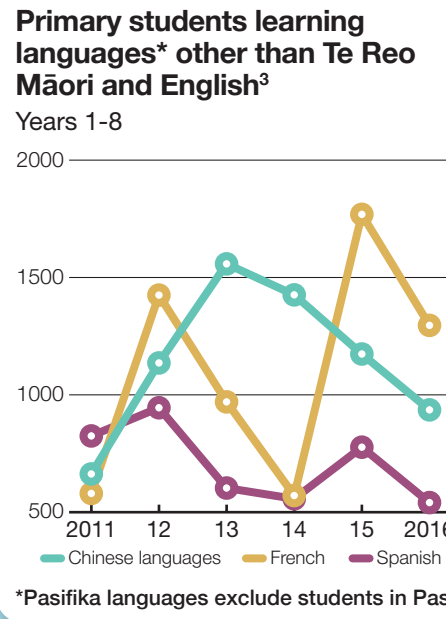
11,572
primary and intermediate school students (2017)³

National Standard achievement across all primary schooling years (2016)³



10,205
secondary students (2017)³

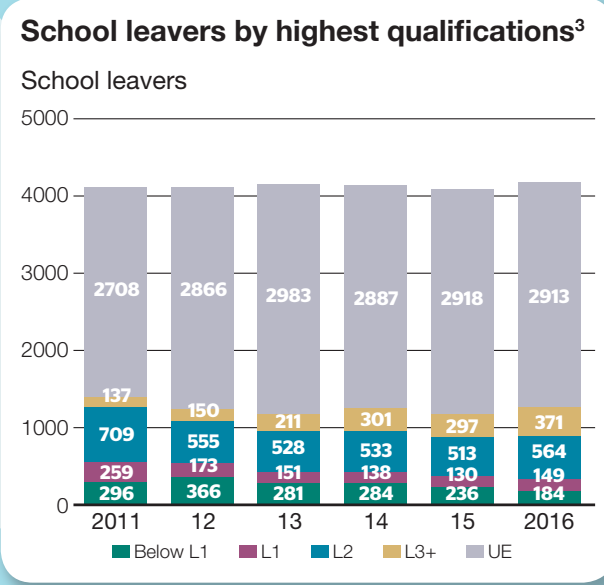
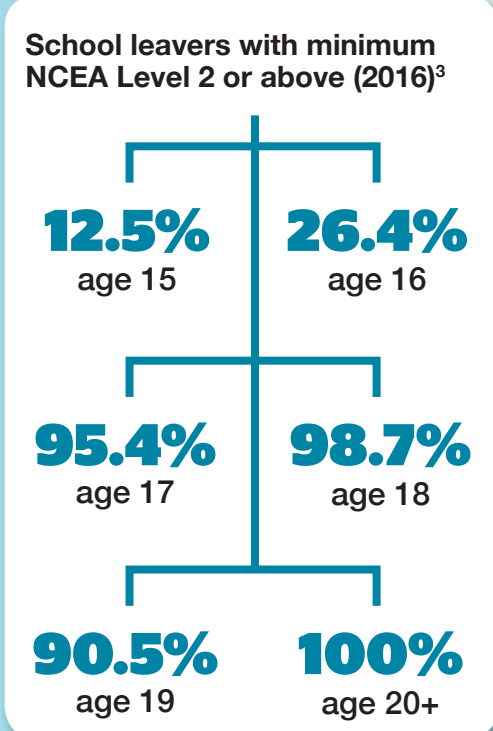
Each additional year of schooling contributes to an increase of 5-10% in income⁵



What would it take to maintain the different spoken languages amongst our youngest residents?

168
students learning in Te Reo more than 50% of the time (2017)³

1,562 (83%)
Māori students received little to no Te Reo (2017)³



4.4%
school leavers with little or no formal attainment, DOWN from 7.2% in 2011 (2016)³

69.7%
school leavers with UE, UP from 65.9% in 2011 (2016)³

An upper secondary school qualification is linked to labour force status and incomes³

TRANSITIONS

