

SKILLS AND WORK

Early unemployment risks future prospects and earning capacity

Adult literacy (2014)⁶

13%

low literacy skills

15%

high literacy skills

21%

low numeracy skills

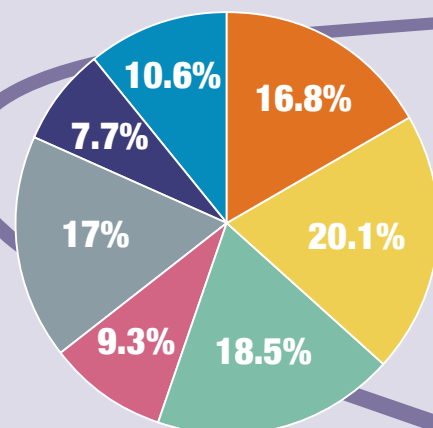
14%

high numeracy skills

10%

of Aucklanders over 15yrs old participating in formal study (8% for rest of NZ)²

Highest Qualification(2013)³



Overseas school qualification
Post graduate
Degrees
L5-6 diplomas
L3-4 certificates
L1-2 certificates
No qualifications

Auckland's Labour Market²

1.24 million

Working-age population

23,700 (9.8%)

15-24 yr olds NOT in employment, education or training (NEET) (2016)⁷

Labour force
67.3%

Not in labour force
32.7%

Full-time employment
75.2%

Part-time employment
18.7%

Unemployed
6.2%

Retired
40.5%

Studying
27%

at home looking after children
13.9%

Other
11.8%

Not specified
6.8%

Key industries contributing to employment (Sep, 2015)⁷

Industry	Auckland	Rest of NZ
Health Care and Social Assistance	11.0%	11.1%
Manufacturing	10.4%	10.9%
Retail Trade	10.2%	9.7%
Professional, Scientific and Technical Service	9.8%	6.8%
Construction	9.6%	9.7%
Education and Training	9.2%	8.6%

REFERENCES

- Population Estimates at 2015. Statistics New Zealand
- Inside Auckland 2013-15. Statistics New Zealand (2015)
- Census 2013. Statistics New Zealand
- Education Counts. Ministry of Education.
- Percentage of students who attended three or more schools during five years (2010-2014) beginning at Year 1 or Year 9. Data prepared by the Ministry of Education.
- Survey of Adult Skills (PIAAC). Ministry of Education and Ministry of Business Innovation and Employment (2016).
- Household Labour Force Survey (HLFS). Statistics New Zealand

OUR PEOPLE

(all data is relevant for the year 2015 unless otherwise stated)

1,569,900
residents¹

34.2%
of New Zealand's population¹

34.4
median age
(39.2 rest of NZ)²

39.1%
born overseas
(18.2% rest of NZ)³

65%
of immigrants that arrived were between 15 - 34 years old²

\$1,575
median weekly family income²

18.8%
of income on housing, more than anywhere else in NZ²

58%

of Aucklanders believed that they earned enough money to meet their everyday needs (65% for the rest of NZ)(2014)²

Housing costs as a percentage of total household income (2015)²

Percent of households	Housing cost as a percentage of total income		
	25% or more	30% or more	40% or more
Auckland	36.8	28.1	16.8
Rest of NZ	26.9	19.4	11.2

*These figures are likely to have lifted further in 2016

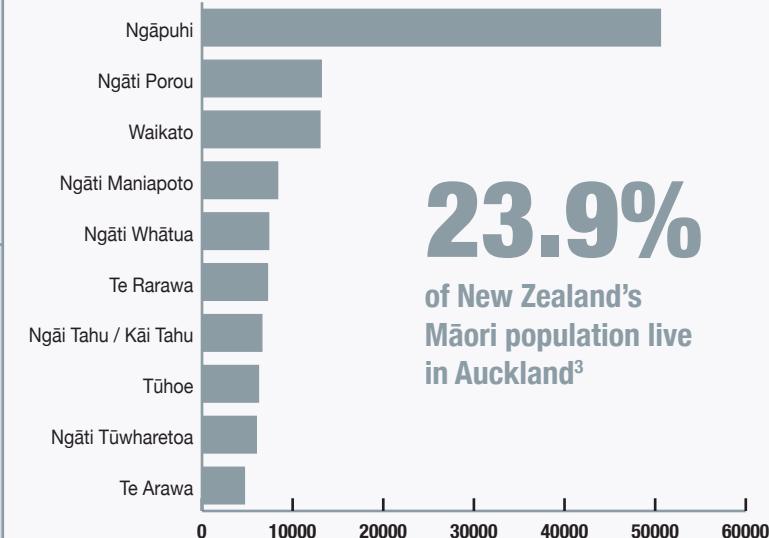
SNAPSHOT AUCKLAND

EDUCATION | LEARNING | SKILLS

2016

Diversity is our city's biggest asset

Top 10 Iwi Affiliation (2013)³



23.9%
of New Zealand's Māori population live in Auckland³

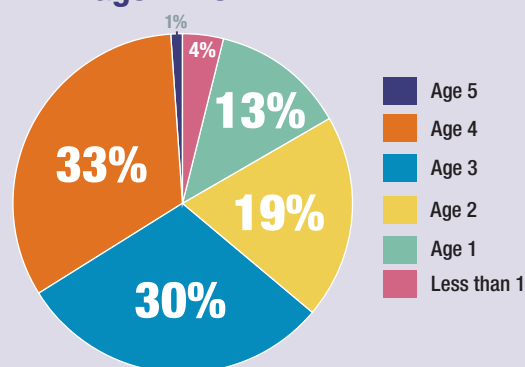
EARLY LEARNING

102,357

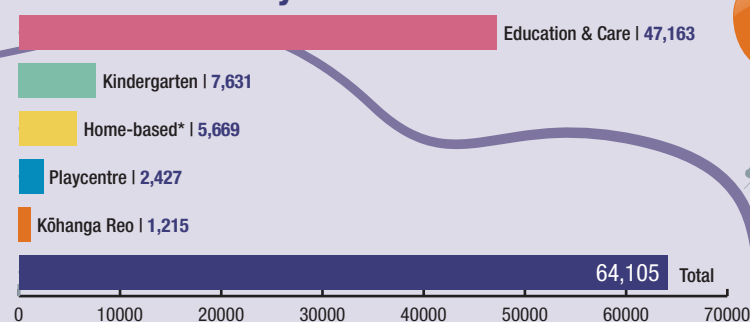
Children aged 0-4 yrs in 2013³

The quality and quantity of talk and interaction with a child in their 0-5 years, more or less sets up a child for future educational success and life opportunities.

ECE enrolments by age in 2014⁴

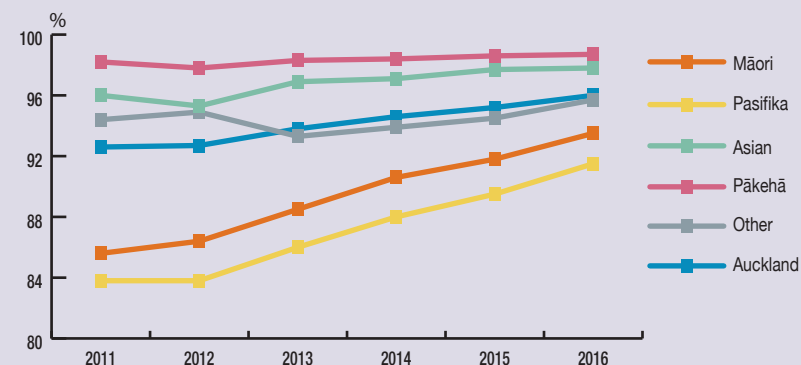


ECE enrolments by service in 2014⁴



*Home-based is the fastest growing service type

Children starting school who attended ECE⁴

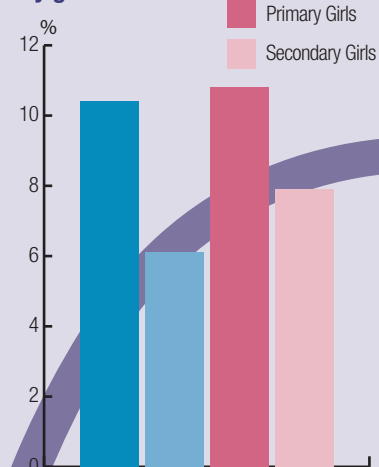


21,999

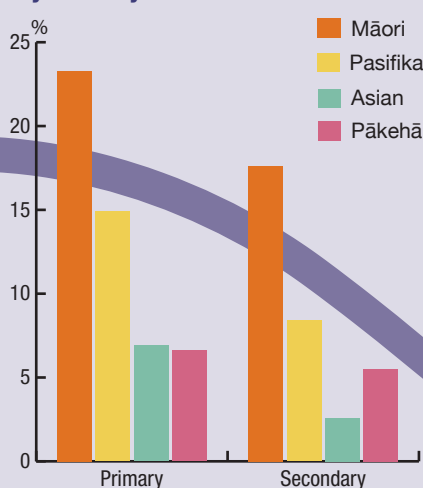
Children started school in 2016⁴

SNAPSHOT
AUCKLAND
EDUCATION | LEARNING | SKILLS
2016

Transience by gender⁵

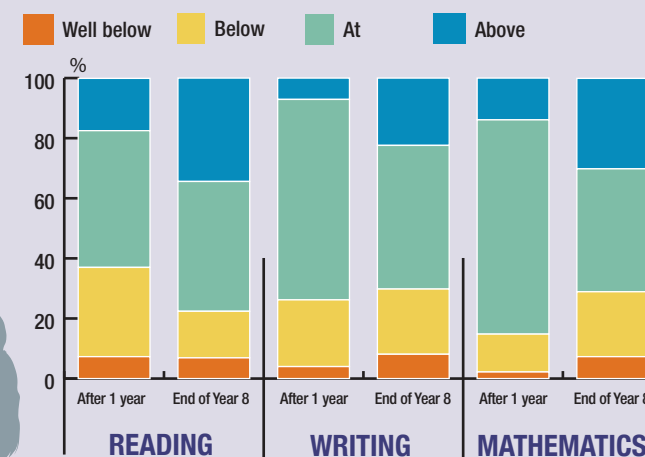


Transience by ethnicity⁵



Engaging with whānau, high expectations and building cultural confidence are success factors

National Standards performance (2015)⁴



168,601

Primary & Intermediate students (2015)⁴

Number of schools by type (2015)⁴

Primary schools	362
Intermediate schools	42
Secondary schools	88
Composite schools	35
Other schools	19
Total	546

IN SCHOOL

59.47%

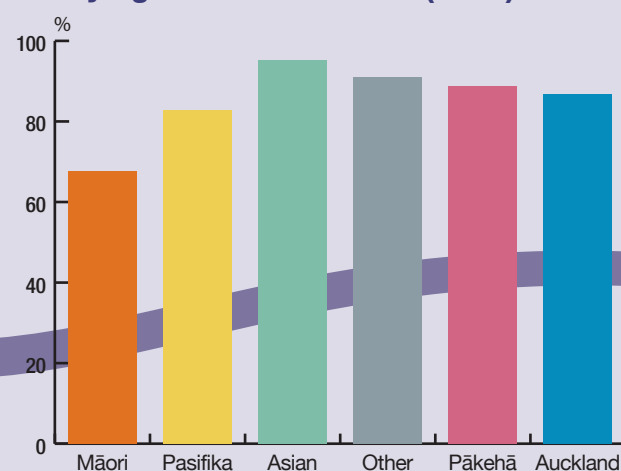
of the country's decile 1 students(2015)⁴

42.76%

of the country's decile 10 students(2015)⁴

TRANSITIONS

Percentage of school leavers staying at school until 17 (2015)⁴



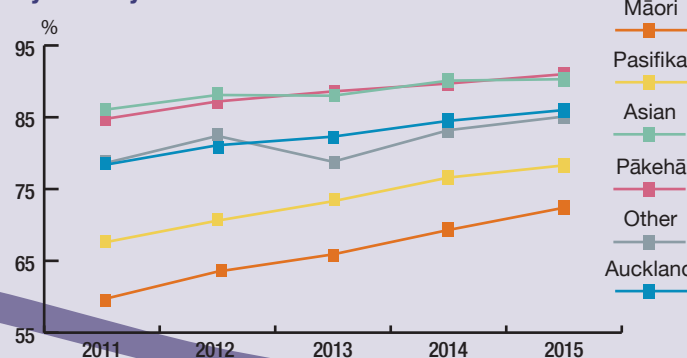
*Girls were more likely to stay in school until at least their 17th birthday

97,504

Secondary students (2015)⁴

18 year olds with NCEA L2 or above

by ethnicity⁴



18 year olds with NCEA L2 or above

by gender⁴



Staying in school increases prospects